




松瑞製藥股份有限公司
Savior Lifetec Corporation



Investor Conference
May 8, 2025

DISCLAIMER



This presentation has been provided by Savior Lifetec Corporation (SLC) for informational purposes only. It is not an offer to buy or sell or a solicitation of an offer to buy or sell any security issued by SLC or other parties.

This presentation may contain forward-looking statements which reflect SLC management's views, estimates, and currently available information. These statements are SLC management's opinion and SLC does not provide warranty for the accuracy, reliability, and completeness of the information. Investors should not place undue reliance on the statements, as there are significant risks that could cause actual results or future developments to differ materially from those expressed or implied by forward looking statements. Potential risks include economic conditions, foreign exchange fluctuations, competitive product and pricing pressures, and regulatory developments.

SLC has no obligation to update any forward-looking statement or figures, whether as a result of new information, future events, or otherwise.

Agenda



SLC Group Overview

- Company Organization & Key Personnel
- Industry Position



Financial Overview

- 12M24 & 3M25
- Dividend Policy




Company Strategy & Vision

- Penem Marketing Strategy
- Company Vision



SLC Group Overview

- Company Organization & Key Personnel
- Industry Position



Financial Overview

- 12M24 & 3M25
- Dividend Policy



Company Strategy & Vision

- Penem Marketing Strategy
- Company Vision

SLC Group –Company Organization



Global Strategy



Multi-cornered operation



Multiple Profit



SLC



SLC Pharma (4167 TT)

- ✓ Established Since Jan. 30, 2004
- ✓ IPO Time (TPEx): Sep. 8, 2015
- ✓ Carbapenem API, and Injectables
- ✓ Carbapenem CDMO

SLC BioPharm



SLC BioPharm

- ✓ Established Since Feb. 8, 2022
- ✓ Health Supplement Product Business Unit
- ✓ Specialty Product

Ruize Biotechnology



Ruize Biotechnology

- ✓ Dec. 16, 2022 Acquired 51% of Ruize Biotechnology's equity
- ✓ Business Focus: Health Supplement/ Pharma Products Sales Channel in Taiwan

Pengrui Construction



Pengrui Construction

- ✓ Established Since Jul. 25, 2023
- ✓ Business Focus: Real Estate Investment

SLC Group – Key Personnel



Profession & coordination & cooperation



SLC BioPharm Chairman Y.F. Chen, Ph. D

25+ Yrs

Compliance/ Process Development/ Product Strategy
General Manager & CTO of ScinoPharm



SLC Pharma General Manage Freon Chen

25+ Yrs

Production/ Compliance/ Product Strategy
Vice President & CMO of ScinoPharm



SLC Pharma Vice President Jonathan Chow

15+Yrs

Market Strategy/ Investment/Business Development
Vice President of Concord Venture Capital Group



SLC Pharma Vice President Yenlan Lin

20+Yrs

Market Strategy/ Business Development
Senior Marketing and Sales Manager of Roche



SLC Pharma Vice President Minghui Chen

20+Yrs


Operation Strategy/ Production Management
Production Manager of ScinoPharm



SLC Pharma Vice President Ayers Chen

15+ Yrs

Compliance/ Product Strategy
Quality Management Vice Director of Nangkuang
Pharmaceutical



SLC Pharma Director Archer Lin

20+Yrs

Operation Management/Finance and Accounting
Financial and Accounting Manager of Harmony Electronics
Corporation

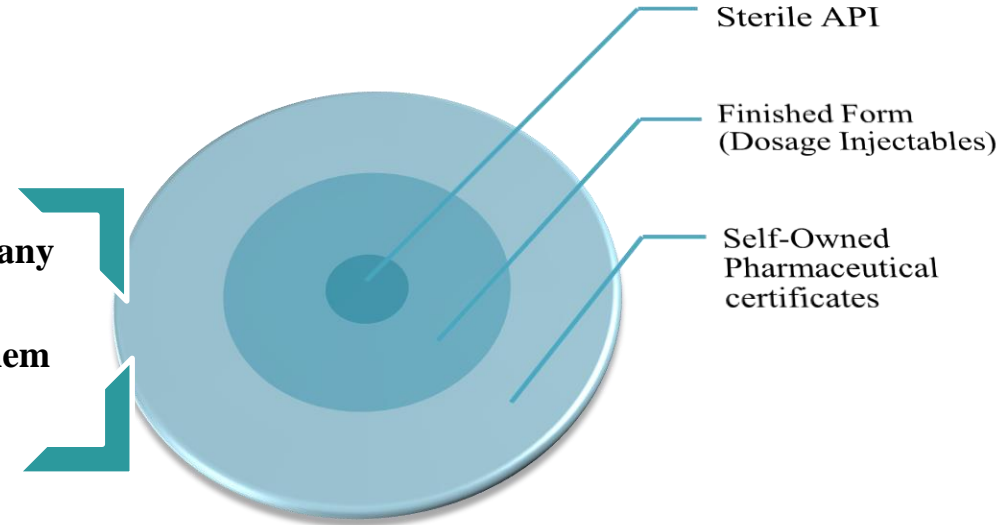
SLC Pharma- Industry Position in the World and Taiwan



★ Taiwan's Vertically-Integrated Pharma Company

★ Dedicated-Facility Requirement for Carbapenem

Drug Manufacturing Per FDA regulation



Taiwan's Largest Injectable Drug Manufacturer and Exporter to the US Market



Top 3 Carbapenem Injectable Drug Supplier in the United States



Top 1 CDMO Company for Carbapenem New Drug Development



Top 1 Ertapenem antibiotic injections in the Taiwan market




Obtained the Chinese Pharmaceutical certificates of ertapenem antibiotic injections in April 2025

SLC Pharma–Increase production capacity and continue to optimize production processes



Established a new production line to double the production capacity of ertapenem and continuously optimize the manufacturing process, while also fulfilling the ESG corporate business philosophy.

- Integrating the latest technology and adding new production lines , but also significantly reduce the consumption of water, energy, manpower, etc., making it more environmentally friendly and have production cost advantages.
- The second-generation process technology is ahead of competitors and has the cost advantage of large batches and short process time. It can also reduce the use of solvents, produce non-toxic chemicals and reduce carbon emissions.





SLC Group Overview

- Company Organization & Key Personnel
- Industry Position



Financial Overview

- 12M24 & 3M25
- Dividend Policy



Company Strategy & Vision

- Penem Marketing Strategy
- Company Vision

SLC– Consolidated Statement of Comprehensive Income

(NT\$m)	2022Y	2023Y	2024Y	2024YQ1	2025YQ1
Operating revenue	1,266	1,050	1,217	259	264
Operating costs	(1,135)	(829)	(870)	(205)	(167)
Operating Gross Profit	131	221	347	54	97
Gross operating margin	11%	21%	29%	21%	37%
Operating expenses	(225)	(223)	(228)	(57)	(70)
Net operating profit	(94)	(2)	119	(3)	27
Net operating profit margin	(7%)	(-%)	10%	(1%)	10%
Non-operating income and expenses	130	30	60	73	358
Net profit before tax	36	28	179	70	385
Income tax expense		(1)	(1)		
Net income after tax	36	27	178	70	385
Net profit margin after tax	3%	3%	15%	27%	146%
Net Income (loss) Attributable To:Owners of the Company	36	30	182	71	386
Earnings per share (NT\$)	0.11	0.09	0.57	0.22	1.22

SLC– Consolidated Statement of Comprehensive Income

In 2024, the gross profit margin, operating profit margin, and net profit margin after tax have increased compared to the same period last year, and the earnings per share is 0.57.



(NT\$mnn)	2022Y	2023Y	2024Y
Operating revenue	1,266	1,050	1,217
Operating costs	(1,135)	(829)	(870)
Operating Gross Profit	131	221	347
Gross operating margin	11%	21%	29%
Operating expenses	(225)	(223)	(228)
Net operating profit	(94)	(2)	119
Net operating profit margin	(7%)	(-%)	10%
Non-operating income and expenses	130	30	60
Net profit before tax	36	28	179
Income tax expense		(1)	(1)
Net income after tax	36	27	178
Net profit margin after tax	3%	3%	15%
Net Income (loss) Attributable To:Owners of the Company	36	30	182
Earnings per share (NT\$)	0.11	0.09	0.57





SLC– Consolidated Statement of Comprehensive Income

(NT\$m)	2024Y	2024YQ1	2025YQ1
Operating revenue	1,217	259	264
Operating costs	(870)	(205)	(167)
Operating Gross Profit	347	54	97
Gross operating margin	29%	21%	37%
Operating expenses	(228)	(57)	(70)
Net operating profit	119	(3)	27
Net operating profit margin	10%	(1%)	10%
Non-operating income and expenses	60	73	358
Net profit before tax	179	70	385
Income tax expense	(1)		
Net income after tax	178	70	385
Net profit margin after tax	15%	27%	146%
Net Income (loss) Attributable To:Owners of the Company	182	71	386
Earnings per share (NT\$)	0.57	0.22	1.22

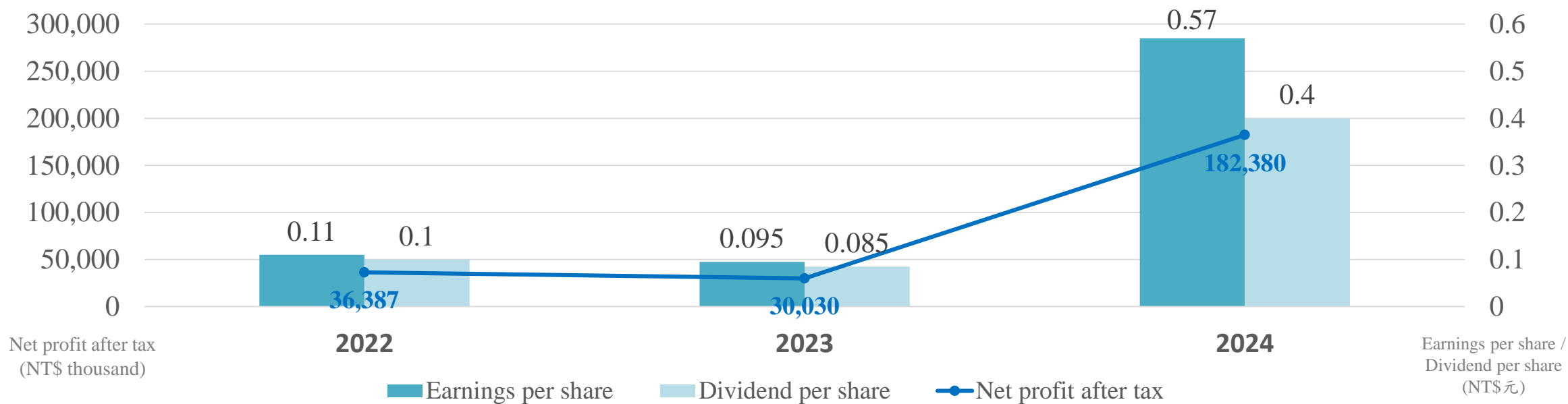
SLC– Consolidated Balance Sheet

(NT\$mn)	2022/12/31	2023/12/31	2024/12/31	2024YQ1	2025YQ1
Cash and cash equivalents	1,086	1,083	1,358	1,194	1,543
Financial assets carried at amortized cost – current	558	206	★722	198	500
Net accounts receivable	291	273	240	178	210
Inventories	1,036	860	◆671	838	681
Non-Current Assets Held for Sale			★137		
Property, plant and equipment	1,005	860	★728	829	742
Right-of-use assets	262	255	●167	264	167
Other	171	286	353	387	400
Total assets	4,409	3,823	4,376	3,888	4,243
Long-term liabilities due within one year or one operating cycle	529				
Liabilities directly related to non-current assets held for sale			★500		
Lease liabilities(current & non-current)	275	270	●178	280	179
Other	238	188	182	173	163
Total liabilities	1,042	458	860	453	342
Total equity	3,367	3,365	3,516	3,435	3,901
Total liabilities and equity	4,409	3,823	4,376	3,888	4,243

SLC -Important Financial Indicators

	2022/12/31	2023/12/31	2024/12/31
 AR Turnover (Day)	133	99	77
 Return on Assets (%)	1.09%	0.92%	4.59%
 Return on Equity (%)	1.09%	0.90%	5.32%
 Debt Ratio (%)	23.63%	11.98%	19.65%

SLC - Dividend Policy



annual	2022	2023	2024
Net profit after tax (NT\$ thousand)	36,387	30,030	182,380
Earnings per share (NT\$)	0.11	0.095	0.57
Dividend per share (NT\$)	0.10	0.085	0.40



SLC Group Overview

- Company Organization & Key Personnel
- Industry Position



Financial Overview

- 12M24 & 3M25
- Dividend Policy




Company Strategy & Vision

- Penem Marketing Strategy
- Company Vision

Carbapenem is the Last Line Antibiotics

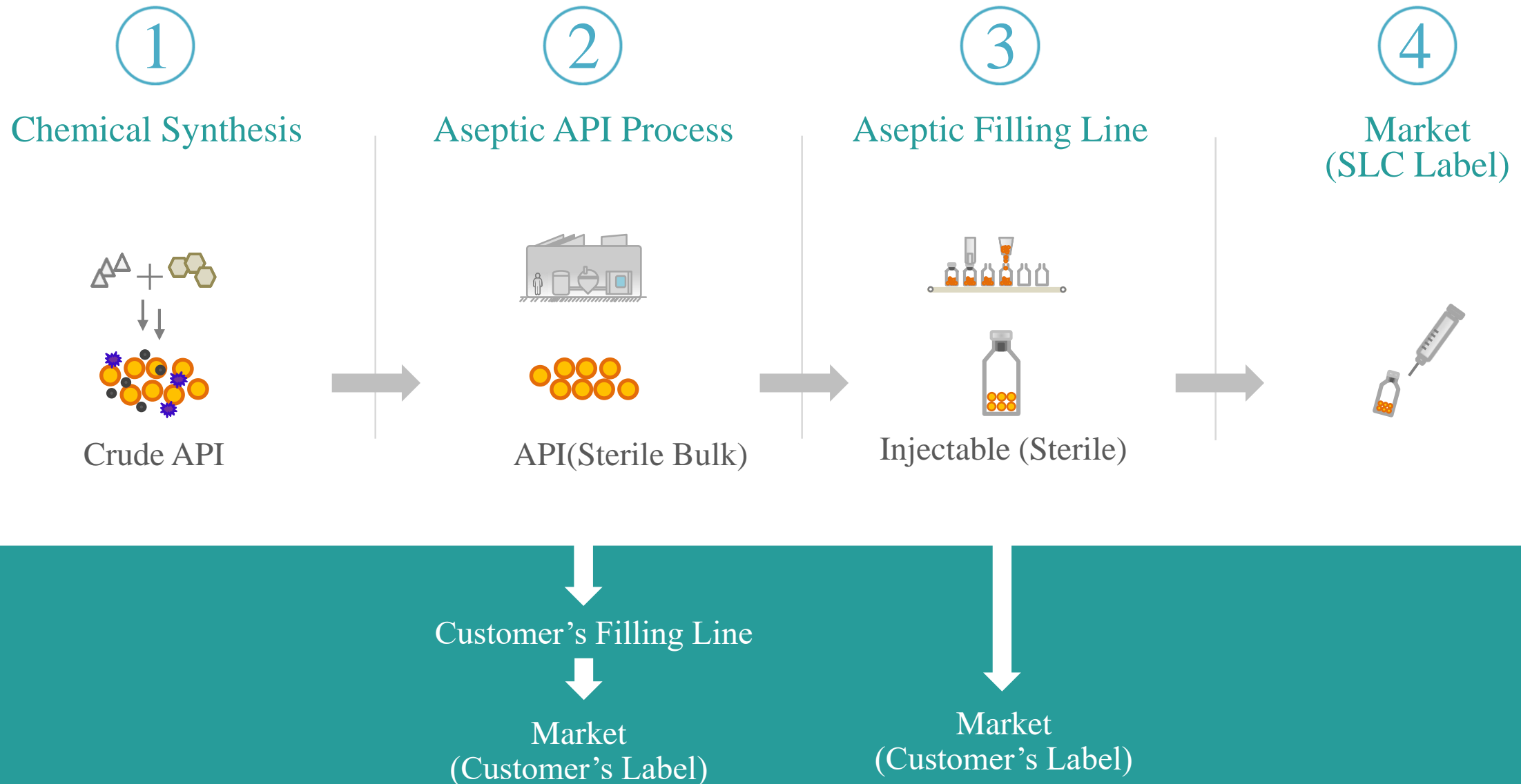
GramPositiveCocci			GramNegativeBacilli			Anaerobes
MRSA	MSSA	Streptococci	E.Coli,Klebsiella	Pseudomonas	ESCAPPM	
			Proteus			
		Amoxicillin (Penicillin)				
	Amoxicillin-Clavulanate (Penicillin+BLI)					Amoxicillin-Clavulanate (Penicillin+BLI)
	Piperacillin-Tazobactam (Penicillin+BLI)					Piperacillin-Tazobactam (Penicillin+BLI)
	Moxifloxacin (Fluoroquinolone)					Moxifloxacin (Fluoroquinolone)
	Ceftriaxone (Cephalosporin)					
	Cefepime (Cephalosporin)					
	Imipenem-Cilastatin (Carbapenem)					
	Meropenem (Carbapenem)					
	Ertapenem (Carbapenem)					Ertapenem (Carbapenem)
	Daptomycin (Lipopeptide)					





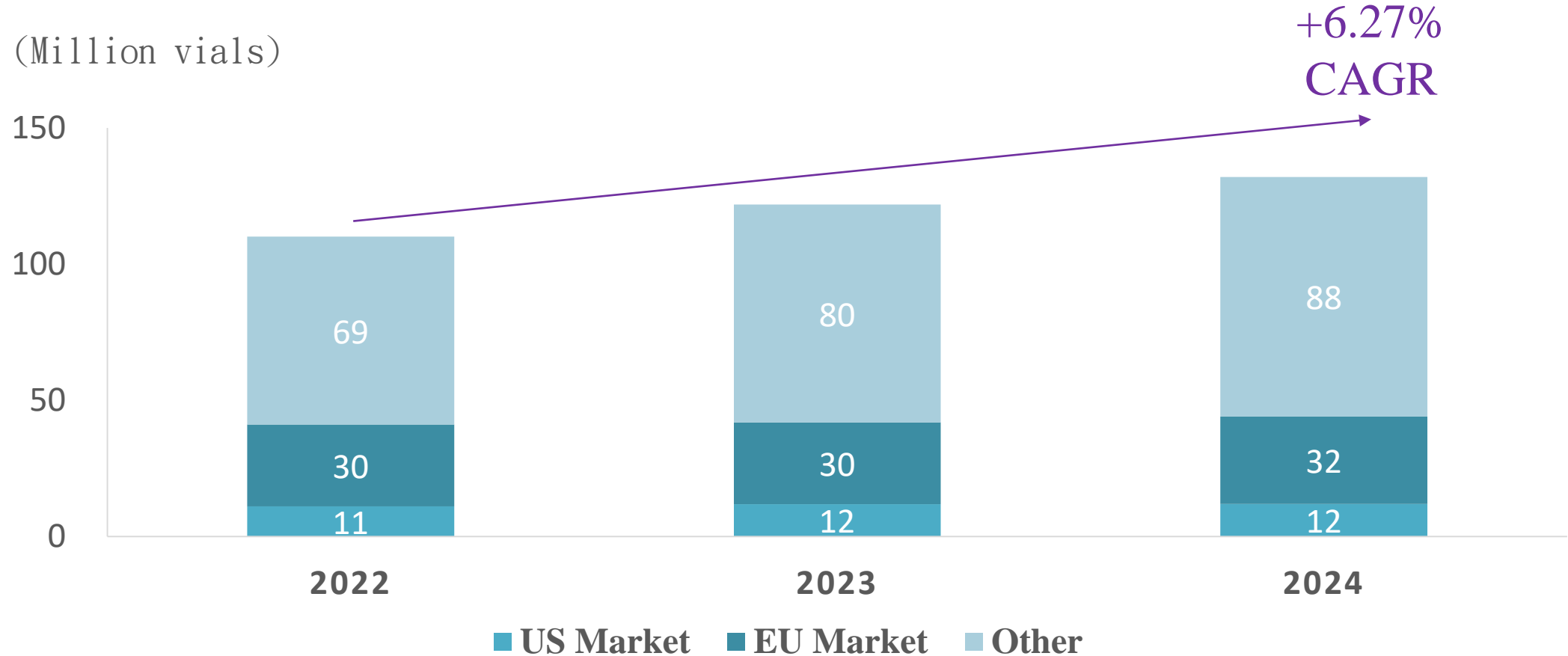
BLI:BLI(Beta-LactamaseInhibitors)canpreventbacterialdegradationofbeta-lactamantibioticsandextendtheantibacterialspectrum.

Vertically Integrated Specialty Pharma Model



Meropenem Global Market Growth

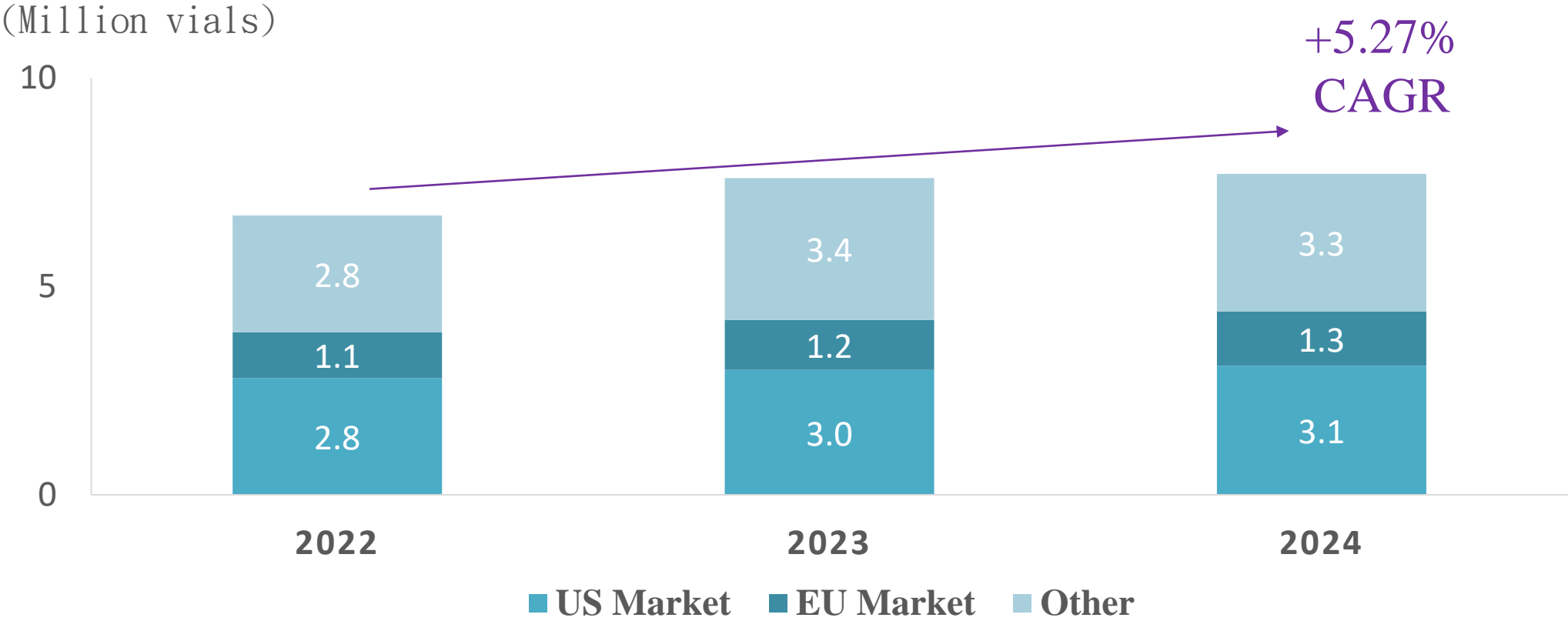
2024 (Q4 MAT) Global Market Size: US\$ 1,360 mn



Source: New Port, 2024 Q4 MAT

SLC's Market Share Increase vs Invanz's Supply Disruption

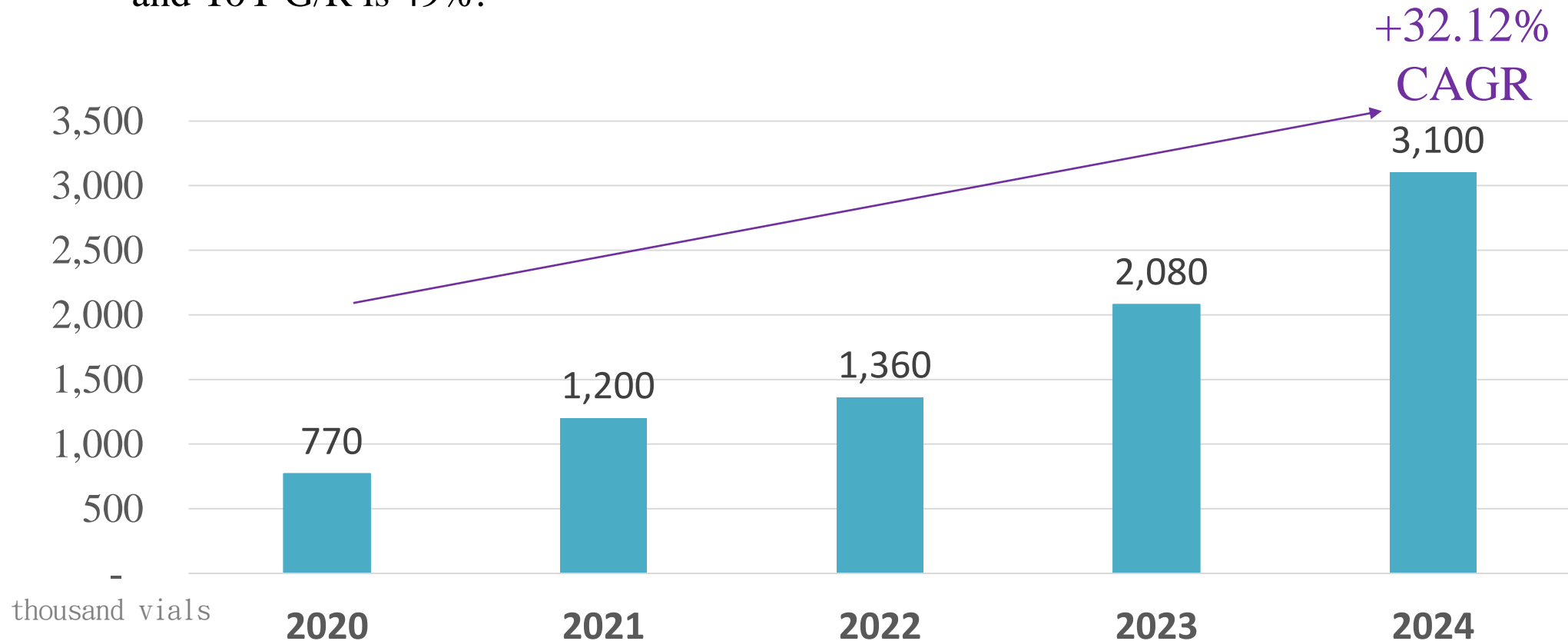
2024 (Q4 MAT) Global Market Size: US\$ 281 mn



Source: New Port, 2024 Q4 MAT

The Chinese Market will be the next growth driver

- China is the world's second largest market for ertapenem and is growing rapidly.
- The Chinese market sold 3.1 million bottles in 2024, with sales of RMB 890 million, and YoY G/R is 49%.



Source: IQVIA, CHPA Database

Company Vision



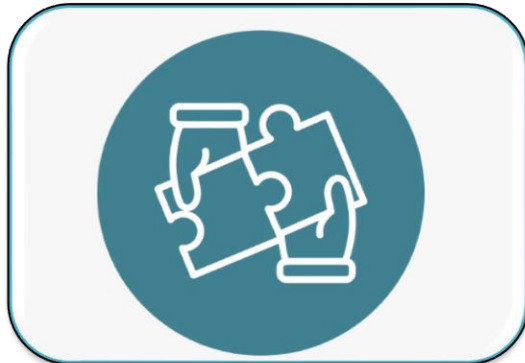
**Ertapenem
Market Expansion**



CDMO



**Health Supplement
Product Business**



Specialty Product



Novel Oral Penem



Company Vision-Health Supplement Product Business



VITAPOP



VITAPOP_CE



VITAPOP_D



VITAPOP_CD



VITAPOP_CB



VITAPOP



VITAPOP_Lutein



Triplecal
Capsules



Shiny Ur Move



Health
Supplement
Product



Argipump
Essence Drink



Redugar Powder



松瑞製藥股份有限公司
Savior Lifetec Corporation



stock@saviorlifetec.com.tw